

ALICIA BROWN


- Champion of Business Intelligence dashboards and spatial data tools
- 8+ years consulting experience for government data programs
- 10+ years leading technical and data architecture projects
- 10+ years web and data application development experience

EXPERIENCE

present
|
2020

Solutions Architect

King County, WA - Data & Analytics


 Seattle, WA

- Criminal Justice Azure data hubs
- Equity & Social Justice ArcGIS hub and Azure data hub
- PPE allocation algorithm and reporting development

2020
|
2018

Technical Solution Architect

Socrata / Tyler Tech - Data and Insights Division


 Seattle, WA

- Architect solutions for clients by capturing business requirements from departments and design partners
- Develop data applications to bridge gaps between sales, customer success and product development teams
- Provide guidance to team and clients on developing reusable and scalable solutions

2018
|
2015

Senior Data Analyst

Socrata - Global Services

 Seattle, WA

- Evangelize best practices on Data Governance, Metadata, Standards, Quality, Privacy and Security
- Empowered the discovery of insights in data by teams via Data Science and Business Intelligence Tools and Programming Languages (Power BI, Tableau, R, Python, SQL, Excel, Power Query)
- Developed custom ETL (Extract-Transform-Load) for multiple client tools and source systems
- Enabled the automation of data retrieval from external APIs for tracking performance across common indicators and bench marking against peers

2013
|
2010

Technical Project Manager

H.D. Vest Financial Services / Wells Fargo Advisors

 Seattle, WA

- Led migration of applications, data and files from Wells Fargo servers to new H.D. Vest environment
- Worked closely with cross functional teams across the organization to ensure successful execution of change requests and migration events
- Led sustainability team to improve robustness of portal web applications

2010
|
2000

Senior Web Developer

H.D. Vest Financial Services / Wells Fargo Advisors

 Dallas, TX

- Led portal team integration project with Wachovia platform (data migration, SSO, login, and application integration)
- Full stack developer of web applications using C#, VB.net, VBScript, SQL for Advisor and Client sites

CONNECT

[linkedin.com/in/aliciabrown](https://www.linkedin.com/in/aliciabrown)

github.com/aliciatb

+1 206-265-9090

TOOLSET

R, Python, SQL, Notebooks, Microsoft Power BI, Tableau, Power Platform, ArcGIS Pro, ArcGIS Online, FME, Informatica

Data Engineering, Spatial Analysis, Visualization, Storytelling, Governance, Contextualization

Agile Development, Scrum, Kanban, Design Thinking



PROJECTS

2023

Determinants of Equity Report

kingcounty.gov

📍 King County, WA

Interactive report built on ArcGIS Online products to provide information about equity across King County based on the 15 Determinants of Equity.

2022

|

2020

Data-Driven PPE Allocation Algorithm

doi.org/10.1089/hs.2022.0115

📍 King County, WA

Supported and contributed to the code of the allocation algorithm and reports used by the Health Medical Area Command (HMAC) and Public Health Seattle-King County (PHSKC) to distribute PPE across the county.

2019

California State Auditor's Local Government High-Risk Dashboard

📍 Sacramento, CA

Fiscal Health Indicator Map and Dashboard showing the fiscal health of California cities.

2018

Pierce County Performance Dashboards

open.piercecountywa.gov

📍 Pierce County, WA

Performance Management Data and Dashboards for County Services and Community Indicators.

2018

Oakland Equity Indicators

data.oaklandca.gov/stories/s/brb2-j4ad

📍 Oakland, CA

Interactive report of Equity Scores for 72 indicators across six themes highlighting opportunities for city investments

2017

Neighborhood Data for Social Change Platform

ladata.myneighborhooddata.org

📍 Los Angeles, CA

Community Data, Dashboards and Storytelling platform for researchers and local non-profits in Southern California

2016

Michigan Financial & School Dashboards

micommunityfinancials.michigan.gov

📍 Lansing, MI

Dashboards built for the Michigan Department of Treasury / Schools to monitor financial and enrollment data across localities and educational entities



EDUCATION

Royal Roads University

Doctoral Candidate - Social Sciences

📍 Victoria, BC

Texas Christian University

Masters of Business Administration

📍 Fort Worth, TX

Texas A&M University

Bachelors of Arts - Anthropology

📍 College Station, TX



CERTIFICATIONS

Certified Scrum Master (CSM®)

Scrum Alliance

📍 Seattle, WA

BI - Techniques for Decision Making

University of Washington

📍 Seattle, WA